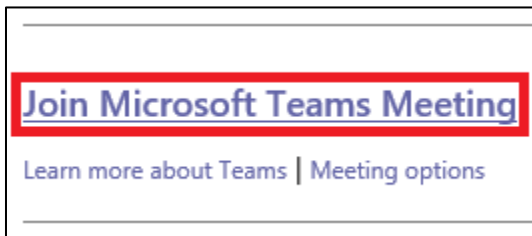


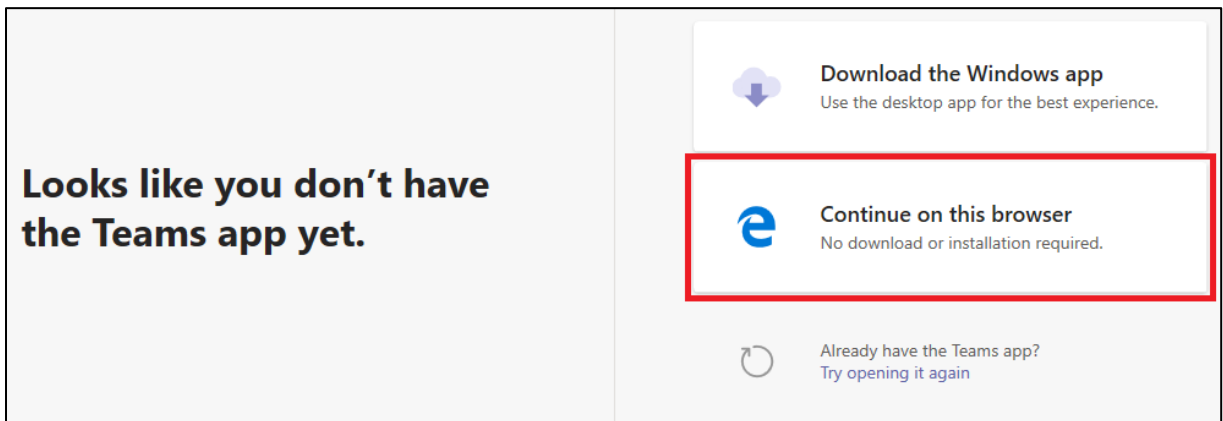
Joining a Teams Meeting Without an Account

1. When someone sends you a Teams meeting invite, you will get an email invitation. When it's time to join the meeting, go to your Outlook calendar and open the meeting. Then click **Join Microsoft Teams Meeting**.



2. A browser window will open. Click **Continue on this browser**.

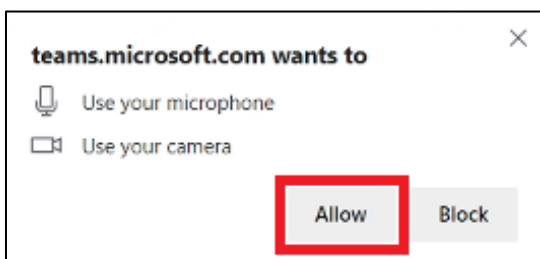
Note: Internet Explorer and Firefox aren't supported for Teams meetings. Use Microsoft Edge or Google Chrome instead.



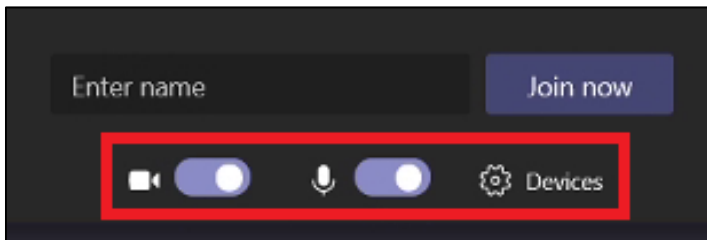
3. Click **Yes** or **Allow** to allow teams.microsoft.com to use your webcam and microphone.



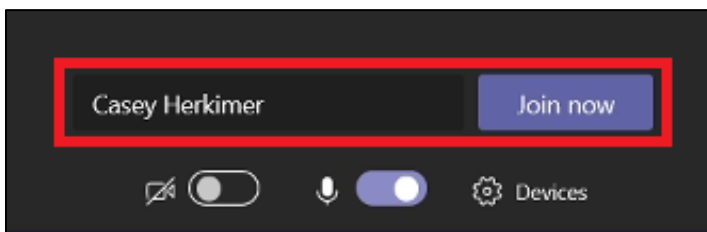
or



4. Configure your video and audio settings. If you have multiple video and audio devices, click **Devices** to change which devices you want to use.



5. Enter in your name. Then click **Join Now**.



More information about how to join a Teams meeting without an account is located at the below links:

Desktop: <https://support.microsoft.com/en-us/office/join-a-meeting-without-a-teams-account-c6efc38f-4e03-4e79-b28f-e65a4c039508>

Mobile: <https://support.microsoft.com/en-us/office/join-a-meeting-without-a-teams-account-c6efc38f-4e03-4e79-b28f-e65a4c039508#ID0EBBAAA=Mobile>