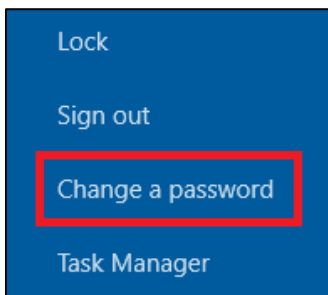


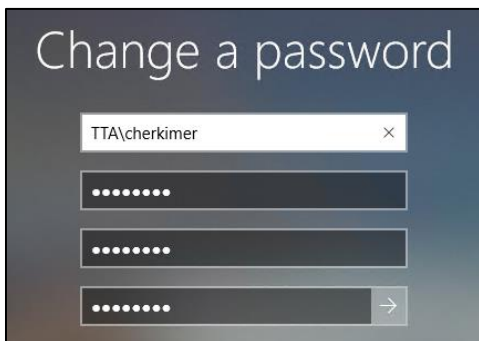
How to Change Your Network Password

From a GoTriangle Computer:


1. Sign in to a computer with your username and password.
2. On your keyboard, press **CTRL+ALT+DELETE**.
3. Click **Change a Password**.



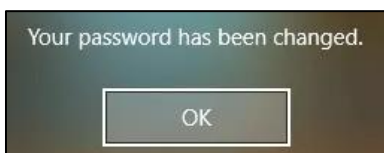
4. Enter in your old password, and then enter in your new password.



5. Click the right arrow icon.




6. Click **OK**.

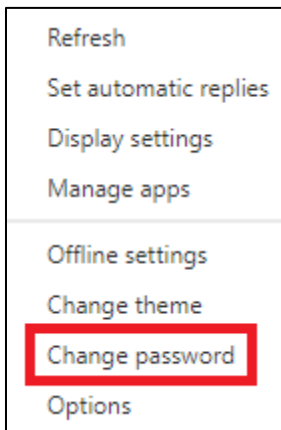


From OWA (Outlook Web Access):

1. Go to <https://owa.ridetta.org/owa>.
2. Sign in to OWA with your username and password.
3. Click the settings icon.



4. Click **Change password**.



5. Enter in your old password, and then enter in your new password.

Domain\user name:	<input type="text" value="TTA\cherkimer"/>
Current password:	<input type="password" value="....."/>
New password:	<input type="password" value="....."/>
Confirm new password:	<input type="password" value="....."/>

6. Click **Save**.

